



McHenry County Weekly Influenza Surveillance Report Week 19: 5/3/2020 – 5/9/2020

McHenry County Department of Health (MCDH) tracks seasonal influenza using influenza-like illness (ILI)¹ surveillance reports. Influenza-associated intensive care unit (ICU) admissions; influenza-associated pediatric deaths; Influenza A, novel virus cases; and influenza outbreaks in long-term care facilities (LTCF) are reported to MCDH Communicable Disease staff. Positive laboratory data² (aggregate statistics only) are reported weekly to MCDH. Hospital Emergency Room (ER) chief complaints (of fever and cough, fever and sore throat, or influenza) are tracked automatically through Electronic Surveillance System for the Early Notification of Community-based Epidemics (ESSENCE). School absenteeism due to ILI are reported weekly to MCDH via an electronic form. All data are provisional and may change as more reports are received. MCDH thanks all of our surveillance partners for their help in collecting this information.

Influenza Summary for Week 19

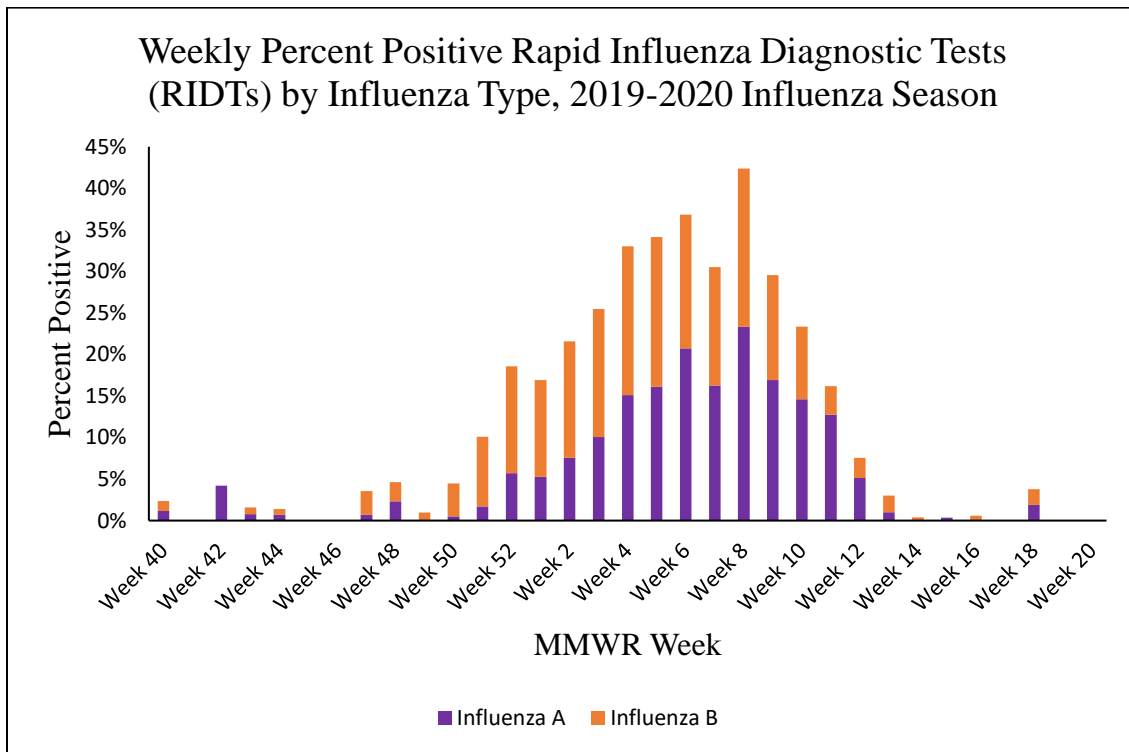
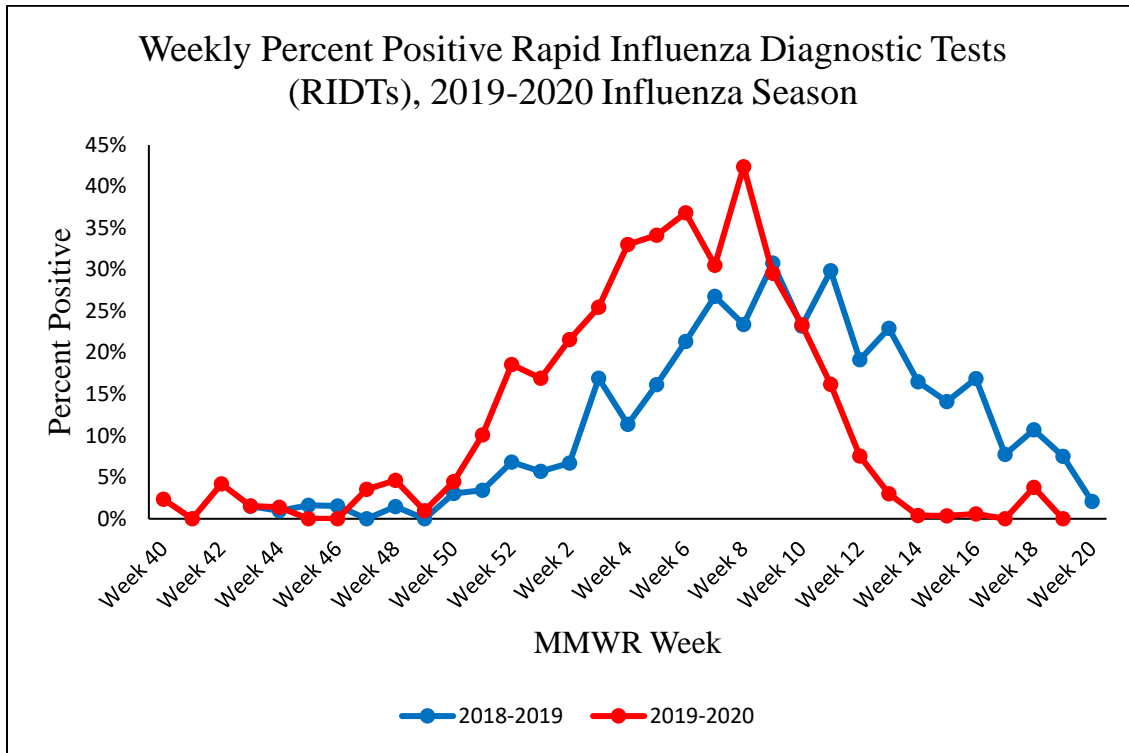
- Based on surveillance system indicators, influenza-like illness (ILI) activity in McHenry County is currently estimated to be **low** (defined as minimal or no ILI activity detected)³.
- 0 out of 21 (0%) laboratory specimens tested positive for influenza: 0 (0%) for Influenza A, and 0 (0%) for Influenza B².
- No influenza-associated ICU admissions were reported.
- No influenza-associated pediatric deaths were reported.
- No influenza A, novel virus cases were reported.
- No influenza outbreaks were reported in long-term care facilities (LTCF).
- School influenza surveillance was not performed this week; schools were closed due to COVID-19.
- Illinois Department of Public Health (IDPH) reports **sporadic activity** for influenza across the state. Sporadic activity is defined as isolated lab-confirmed cases OR lab confirmed outbreak in one institution (for more information, see: <http://dph.illinois.gov/topics-services/diseases-and-conditions/influenza/influenza-surveillance>).

Week	Influenza-Associated ICU Admissions		Influenza-Associated Pediatric Deaths		Influenza A, Novel Cases		LTCF Influenza Clusters		Percent of ER Visits due to ILI ⁴
	Current Week*	Season Total**	Current Week*	Season Total**	Current Week*	Season Total**	Current Week*	Season Total**	
19	0	26	0	0	0	0	0	6	1.75%

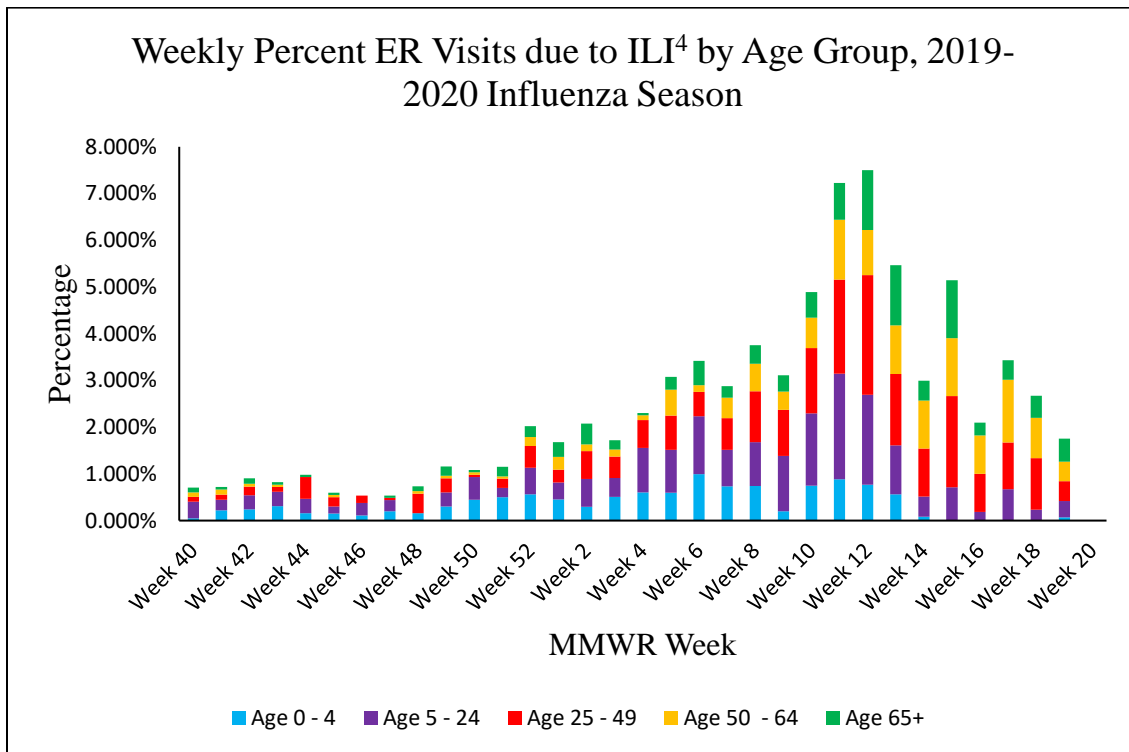
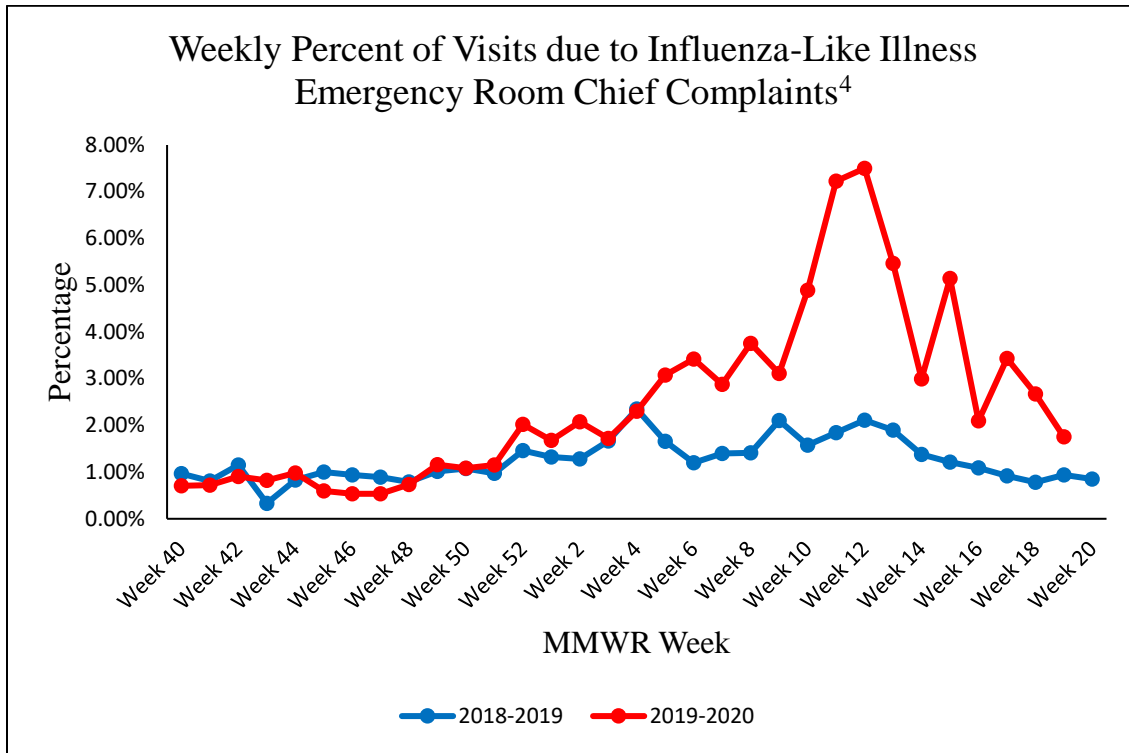
*Total cases reported in week

**Total confirmed cases since 9/29/2019

McHenry County Week 19 Influenza Surveillance Report



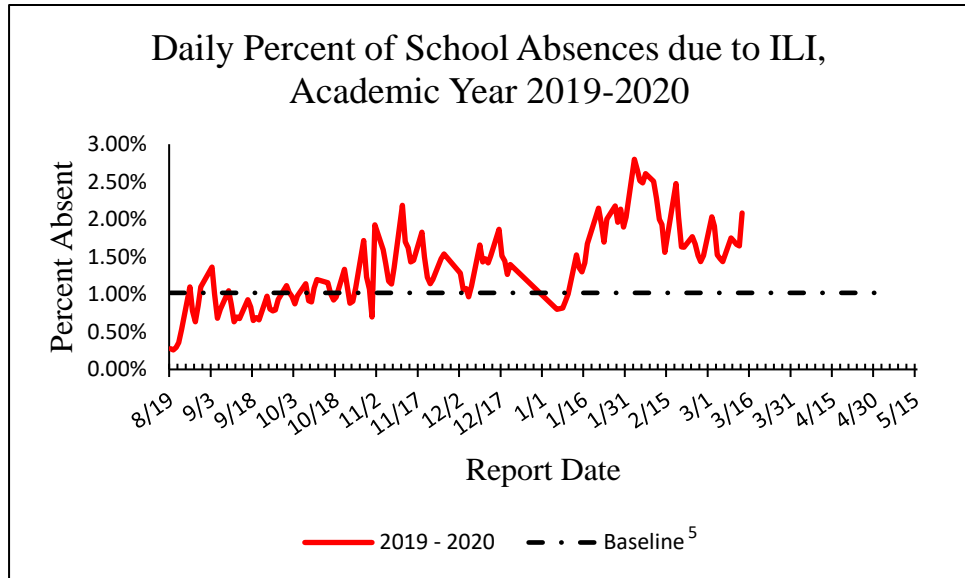
McHenry County Week 19 Influenza Surveillance Report



McHenry County Week 19 Influenza Surveillance Report

Student Absenteeism

MCDH did not collect absenteeism reports from schools in our jurisdiction during Week 19. School influenza surveillance was not performed due to schools being closed for COVID-19.



Week 19 School Absenteeism due to ILI by Municipality

School influenza surveillance was not performed during Week 19 due to schools being closed for COVID-19. No absenteeism reports were collected.

¹ ILI is defined as a fever $\geq 100^{\circ}\text{F}$ AND new onset of cough and/or sore throat (in the absence of a known cause other than influenza).

² Laboratory data consist of Rapid Influenza Diagnostic Tests (RIDTs) conducted by hospital surveillance partners.

³ ILI activity is defined as: low – minimal or no ILI activity detected, moderate – increased ILI activity, high – peak ILI activity.

⁴ Chief complaint in ER of fever and cough, fever and sore throat, or influenza. Note: the spike in ILI visits seen from Week 10 onward does not necessarily indicate an increase in influenza activity; ILI activity may be elevated due to increased ER visits stemming from the COVID-19 pandemic or the result of an artificial increase due to better data processing in ESSENCE.

⁵ Baseline calculated using 2016 – 2018 influenza seasons' surveillance data (CDC MMWR weeks 40 – 20) after removing peak ILI activity data initiated by three consecutive weeks of increased ILI activity data.

⁶ Daily percent absenteeism due to ILI for each municipality = (sum of absences due to ILI for all reporting schools in the municipality) / (sum of the student body for all reporting schools in the municipality). Average daily percent absenteeism due to ILI (for each municipality) calculated as the mean of daily percent absenteeism due to ILI for Monday – Friday (excluding any day where all schools in the municipality were closed).

Additional resources:

- [Illinois Department of Public Health \(IDPH\), Influenza Surveillance](#)
- [CDC Influenza \(Flu\)](#)
- [CDC Flu Activity and Surveillance](#)
- [CDC Frequently Asked Flu Questions 2019-2020 Influenza Season](#)

For additional information contact the McHenry County Department of Health Epidemiologist at 815-334-0275 or RJSachs@mchenrycountyil.gov.