

Treasurer's Report

Percent of Year Elapsed: 100%

November 2018

Fund	Fiscal Year Beginning Balance	11/18 Beginning Balance	11/18 Inflows	YTD Inflows	11/18 Outflows	YTD Outflows	11/18 End Balance
1 General Fund	\$ 44,541,807.83	\$ 48,954,564.36	\$ 25,014,626.57	\$ 130,512,673.49	\$ (28,854,858.55)	\$ (129,940,148.94)	\$ 45,114,332.38
6 RTA Sales Tax - County Portion	\$ 10,829,470.53	\$ 10,986,950.66	\$ 6,732,646.43	\$ 16,407,843.12	\$ (6,564,430.97)	\$ (16,082,147.53)	\$ 11,155,166.12
7 Energy Efficiency Block Grant Fund	\$ -	\$ -	\$ -	\$ -	\$ -	\$ -	\$ -
10 Veterans Asst Commission Fund	\$ 446,965.50	\$ 364,959.88	\$ 15,917.93	\$ 338,453.49	\$ (56,061.45)	\$ (460,602.63)	\$ 324,816.36
11 Veterans Asst Comm Bus Fund	\$ 3,050.80	\$ 5,728.02	\$ 10.12	\$ 2,687.34	\$ -	\$ -	\$ 5,738.14
15 Ill Municipal Retirement Fund	\$ 6,267,085.66	\$ 7,750,671.86	\$ 1,688,055.79	\$ 13,886,611.57	\$ (1,880,897.51)	\$ (12,595,867.09)	\$ 7,557,830.14
16 Social Security Fund	\$ 3,788,894.81	\$ 4,065,195.37	\$ 1,727,569.14	\$ 15,145,212.56	\$ (2,115,803.30)	\$ (15,257,146.16)	\$ 3,676,961.21
19 McDot RTA Sales Tax Project Fund	\$ -	\$ (4,375.43)	\$ 8,023,309.10	\$ 21,424,738.66	\$ (7,752,550.67)	\$ (21,158,355.66)	\$ 266,383.00
20 Highway Dept Relocation Fund	\$ -	\$ -	\$ -	\$ -	\$ -	\$ -	\$ -
21 Highway Fund	\$ 4,663,124.18	\$ 4,306,444.00	\$ 1,129,220.68	\$ 6,842,240.15	\$ (2,075,227.23)	\$ (8,144,926.88)	\$ 3,360,437.45
22 Motor Fuel Tax Fund	\$ 7,228,195.45	\$ 5,423,402.26	\$ 2,698,342.80	\$ 7,591,956.35	\$ (2,090,649.35)	\$ (8,789,056.09)	\$ 6,031,095.71
23 Matching Fund	\$ 11,611,822.13	\$ 7,859,449.30	\$ 220,514.08	\$ 2,128,040.47	\$ (297,285.01)	\$ (5,957,184.23)	\$ 7,782,678.37
24 County Bridge Fund	\$ 3,127,414.28	\$ 2,869,472.95	\$ 329,260.79	\$ 831,188.34	\$ (375,818.61)	\$ (1,135,687.49)	\$ 2,822,915.13
25 Co Option Motor Fuel Tax Fund	\$ 10,011,199.11	\$ 8,155,235.98	\$ 4,165,153.20	\$ 8,623,725.55	\$ (3,859,554.71)	\$ (10,174,090.19)	\$ 8,460,834.47
30 Mental Health (708) Board	\$ 11,586,983.48	\$ 10,813,598.17	\$ 1,069,857.19	\$ 11,960,252.78	\$ (1,894,024.59)	\$ (13,557,805.49)	\$ 9,989,430.77
31 MH Rural & Migrant Proj Fund	\$ -	\$ -	\$ -	\$ -	\$ -	\$ -	\$ -
32 MH Screening Assessmnt Service	\$ -	\$ -	\$ -	\$ -	\$ -	\$ -	\$ -
33 MH Title XX Fund	\$ -	\$ -	\$ -	\$ -	\$ -	\$ -	\$ -
34 MH Capital Development Fund	\$ -	\$ -	\$ -	\$ -	\$ -	\$ -	\$ -
35 IDHS Grants	\$ -	\$ -	\$ -	\$ -	\$ -	\$ -	\$ -
36 MH Managed Care Fund	\$ -	\$ -	\$ -	\$ -	\$ -	\$ -	\$ -
37 Project Success	\$ -	\$ -	\$ -	\$ -	\$ -	\$ -	\$ -
38 Child Initiative Grant	\$ -	\$ -	\$ -	\$ -	\$ -	\$ -	\$ -
39 DCFS Initiatives	\$ -	\$ -	\$ -	\$ -	\$ -	\$ -	\$ -
40 HD Rural & Migrant Project	\$ -	\$ -	\$ -	\$ -	\$ -	\$ -	\$ -
41 Veterinary Capital Fund	\$ -	\$ -	\$ -	\$ -	\$ -	\$ -	\$ -
42 Dental Care Clinic Fund	\$ -	\$ -	\$ -	\$ -	\$ -	\$ -	\$ -
45 TB Care & Treatment Fund	\$ 440,008.08	\$ 345,078.77	\$ 89,857.73	\$ 261,022.18	\$ (115,900.53)	\$ (381,994.29)	\$ 319,035.97
50 Juvenile Drug Abuse Fund	\$ 3,578.66	\$ 3,309.02	\$ 788.42	\$ 12,904.09	\$ -	\$ (12,385.31)	\$ 4,097.44
51 DUI Task Force Fund	\$ -	\$ -	\$ -	\$ -	\$ -	\$ -	\$ -

Treasurer's Report

Percent of Year Elapsed: 100%

November 2018

Fund	Fiscal Year	11/18	11/18	YTD	11/18	YTD	11/18
	Beginning	Beginning	Inflows	Inflows	Outflows	Outflows	End Balance
	Balance	Balance					
52 Ill Criminal Justice Auth Fund	\$ 1,566.73	\$ 73,063.48	\$ 27,666.32	\$ 99,163.07	\$ (98,417.00)	\$ (98,417.00)	\$ 2,312.80
53 Probation Service Fee Fund	\$ 383,828.89	\$ 415,041.98	\$ 49,996.79	\$ 364,149.35	\$ (50,677.52)	\$ (333,616.99)	\$ 414,361.25
54 Special Courts Fund	\$ 315,764.30	\$ 180,849.46	\$ 102,528.80	\$ 556,604.91	\$ (110,075.56)	\$ (699,066.51)	\$ 173,302.70
55 EMDT Fund	\$ -	\$ 81.85	\$ 28.04	\$ (4,784.22)	\$ -	\$ 4,894.11	\$ 109.89
56 Coroner's Fund	\$ 114,931.19	\$ 128,900.67	\$ 5,048.54	\$ 75,763.11	\$ (6,630.72)	\$ (63,375.81)	\$ 127,318.49
57 Marine Patrol Safety Fund	\$ -	\$ -	\$ -	\$ -	\$ -	\$ -	\$ -
58 DUI Conviction Fund	\$ 165,932.36	\$ 195,137.37	\$ 5,460.50	\$ 56,993.01	\$ (9,451.75)	\$ (31,779.25)	\$ 191,146.12
59 Prairie Shield Grant Fund	\$ -	\$ -	\$ -	\$ -	\$ -	\$ -	\$ -
60 Maint/Child Support Collection	\$ 89,024.68	\$ 107,413.32	\$ 5,518.07	\$ 84,215.51	\$ -	\$ (60,308.80)	\$ 112,931.39
61 Law Library Fund	\$ 39,384.78	\$ 78,681.13	\$ 17,992.90	\$ 195,624.59	\$ (26,759.81)	\$ (165,095.15)	\$ 69,914.22
62 Circuit Court Doc Storage Fund	\$ 185,025.50	\$ 306,190.85	\$ 39,827.12	\$ 489,717.53	\$ (25,625.30)	\$ (354,350.36)	\$ 320,392.67
63 Circuit Court Automation Fund	\$ 411,144.14	\$ 435,024.50	\$ 43,171.37	\$ 532,693.64	\$ (28,329.65)	\$ (493,971.56)	\$ 449,866.22
64 Circuit Court Clerk Oper & Admin F	\$ 114,404.88	\$ 139,675.36	\$ 9,714.21	\$ 97,453.27	\$ (12,764.98)	\$ (75,233.56)	\$ 136,624.59
65 Geographic Info Systems	\$ 1,115,992.85	\$ 732,971.70	\$ 58,074.34	\$ 674,259.47	\$ (125,979.89)	\$ (1,125,186.17)	\$ 665,066.15
66 Circuit Clerk Electronic Citation Fun	\$ 55,774.76	\$ 35,449.07	\$ 2,595.14	\$ 31,593.95	\$ -	\$ (49,324.50)	\$ 38,044.21
67 State's Attorney Records Automatio	\$ 19,525.03	\$ 20,766.23	\$ 1,823.89	\$ 22,067.09	\$ -	\$ (19,002.00)	\$ 22,590.12
68 Inmate Welfare Fund	\$ 648,880.20	\$ 906,584.17	\$ 48,571.64	\$ 507,942.85	\$ (22,468.20)	\$ (224,135.44)	\$ 932,687.61
70 County Clerk Automation Fund	\$ 47,549.54	\$ 62,531.30	\$ 2,275.96	\$ 29,733.69	\$ -	\$ (12,475.97)	\$ 64,807.26
71 County Clerk Registry Automation F	\$ 222.93	\$ 226.40	\$ 0.40	\$ 3.87	\$ -	\$ -	\$ 226.80
75 Co Recorder Automation Fund	\$ 2,413,377.63	\$ 2,629,777.33	\$ 54,410.31	\$ 713,613.44	\$ (47,537.02)	\$ (490,340.45)	\$ 2,636,650.62
80 Co Treasurers Automation Fund	\$ 757,310.00	\$ 727,341.10	\$ 56,667.39	\$ 109,018.98	\$ (14,876.27)	\$ (97,196.76)	\$ 769,132.22
81 Treas Passport Services Fund	\$ 425,869.07	\$ 468,313.84	\$ 11,185.51	\$ 114,219.79	\$ (8,444.88)	\$ (69,034.39)	\$ 471,054.47
82 Regional Office Education Fund	\$ 39,684.56	\$ 49,760.76	\$ 6,803.02	\$ 79,368.67	\$ (9,009.62)	\$ (71,499.07)	\$ 47,554.16
85 Animal Shelter Fund	\$ 26,817.68	\$ 30,137.15	\$ 301.45	\$ 5,936.54	\$ -	\$ (2,315.62)	\$ 30,438.60
87 Senior Services	\$ 2,169,962.05	\$ 2,335,050.30	\$ 368,273.69	\$ 2,016,848.96	\$ (464,042.49)	\$ (1,947,529.51)	\$ 2,239,281.50
90 McHenry Co Workforce Network	\$ 112,661.90	\$ 120,791.93	\$ 188,261.41	\$ 2,011,104.32	\$ (235,536.04)	\$ (2,050,248.92)	\$ 73,517.30
95 Emerg Telephone Systems Board	\$ 4,134,097.64	\$ 5,370,865.36	\$ 2,337,225.21	\$ 4,295,439.82	\$ (2,210,672.15)	\$ (2,932,119.04)	\$ 5,497,418.42
100 Comm Develop Block Grant Fund	\$ 17.00	\$ 5,326.60	\$ 1,285,784.98	\$ 3,163,659.37	\$ (1,303,152.09)	\$ (3,175,716.88)	\$ (12,040.51)
101 Home Grant Program Fund	\$ -	\$ -	\$ -	\$ -	\$ -	\$ -	\$ -
102 Neighborhood Stabilization Program	\$ -	\$ -	\$ -	\$ -	\$ -	\$ -	\$ -

Treasurer's Report

Percent of Year Elapsed: 100%

November 2018

Fund	Fiscal Year Beginning Balance	11/18 Beginning Balance	11/18 Inflows	YTD Inflows	11/18 Outflows	YTD Outflows	11/18 End Balance
105 Expedited Permit Fund	\$ 473.75	\$ (648.75)	\$ -	\$ 4,021.25	\$ -	\$ (5,143.75)	\$ (648.75)
210 Lease Resolution	\$ (140,410.84)	\$ (140,410.84)	\$ -	\$ -	\$ -	\$ -	\$ (140,410.84)
215 Series 2001 Certificate Fund	\$ -	\$ -	\$ -	\$ -	\$ -	\$ -	\$ -
220 Series 2001-A Certificate Fund (MH)	\$ -	\$ -	\$ -	\$ -	\$ -	\$ -	\$ -
225 Series 2002 A Certificate Fund	\$ -	\$ -	\$ -	\$ -	\$ -	\$ -	\$ -
230 Dbt Cert Ser 2003C Cert Fd (Jail)	\$ -	\$ -	\$ -	\$ -	\$ -	\$ -	\$ -
231 Debt Cert Series 2005A - Jail	\$ -	\$ -	\$ -	\$ -	\$ -	\$ -	\$ -
232 Taxable Debt Cert Series 2005B - J	\$ -	\$ -	\$ -	\$ -	\$ -	\$ -	\$ -
233 Series 2006A Debt Certificates	\$ -	\$ -	\$ -	\$ -	\$ -	\$ -	\$ -
234 Series 2007A Debt Certificates	\$ -	\$ -	\$ -	\$ -	\$ -	\$ -	\$ -
235 Dbt Cert Ser 2003A Cert Fd (Cty Ct)	\$ -	\$ -	\$ -	\$ -	\$ -	\$ -	\$ -
236 Series 2007B Debt Certificates	\$ -	\$ -	\$ -	\$ -	\$ -	\$ -	\$ -
240 Series 2008 Debt Certificates	\$ -	\$ -	\$ -	\$ 541,802.50	\$ -	\$ (541,802.50)	\$ -
242 Series 2010A Debt Certificates	\$ -	\$ -	\$ -	\$ 742,327.50	\$ -	\$ (742,327.50)	\$ -
243 Series 2010B Debt Certf(Recovery	\$ -	\$ -	\$ -	\$ 399,587.50	\$ -	\$ (399,587.50)	\$ -
244 Series 2012 B Debt Certificates	\$ -	\$ -	\$ -	\$ 358,387.00	\$ -	\$ (358,387.00)	\$ -
245 Series 2015 Debt Certificates	\$ -	\$ -	\$ -	\$ 101,218.00	\$ -	\$ (101,218.00)	\$ -
310 Employee Benefit Fund	\$ 5,029,593.25	\$ 2,935,383.52	\$ 6,716,273.88	\$ 23,744,828.90	\$ (6,347,450.72)	\$ (25,470,215.47)	\$ 3,304,206.68
320 Liability Insurance Fund	\$ 12,632,925.84	\$ 10,421,522.17	\$ 1,696,917.17	\$ 2,737,035.29	\$ (1,919,656.62)	\$ (5,171,178.41)	\$ 10,198,782.72
350 Valley Hi	\$ 40,331,596.19	\$ 40,062,393.55	\$ 3,082,657.51	\$ 25,102,247.96	\$ (3,388,143.73)	\$ (25,676,936.82)	\$ 39,756,907.33
352 Valley Hi Bus Fund	\$ -	\$ -	\$ -	\$ -	\$ -	\$ -	\$ -
410 Revolving Loan Fund	\$ 1,383,670.04	\$ 1,476,251.20	\$ 16,874.74	\$ 110,517.98	\$ -	\$ (1,062.08)	\$ 1,493,125.94
415 Health Scholarship Fund	\$ 6,152.82	\$ 6,215.67	\$ 7.92	\$ 70.77	\$ -	\$ -	\$ 6,223.59
430 Working Cash I Fund	\$ 332,955.13	\$ 335,851.44	\$ 928.13	\$ 3,824.44	\$ (500.00)	\$ (500.00)	\$ 336,279.57
440 Working Cash II Fund	\$ 471,339.82	\$ 475,447.77	\$ 1,306.08	\$ 5,414.03	\$ (700.00)	\$ (700.00)	\$ 476,053.85
471 Greenwood Drainage District	\$ 25,144.00	\$ 24,252.18	\$ 273.65	\$ 7,291.03	\$ (860.00)	\$ (8,769.20)	\$ 23,665.83
472 Kishwaukee Drainage District	\$ 2,836.43	\$ 2,865.42	\$ 3.65	\$ 32.64	\$ -	\$ -	\$ 2,869.07
473 Hebron Drainage District	\$ 4,218.46	\$ 14,639.05	\$ 155.82	\$ 54,531.04	\$ (14,459.85)	\$ (58,414.48)	\$ 335.02
474 Illinois Housing Surcharge Fund	\$ 31,626.00	\$ 33,768.00	\$ 27,144.00	\$ 379,467.00	\$ (60,912.00)	\$ (411,093.00)	\$ -
480 Highway Agency Fund	\$ 1,132,119.72	\$ 1,381,718.68	\$ 321,517.26	\$ 1,379,988.66	\$ (242,330.16)	\$ (1,051,202.60)	\$ 1,460,905.78

Treasurer's Report

Percent of Year Elapsed: 100%

November 2018

Fund	Fiscal Year Beginning Balance	11/18 Beginning Balance	11/18 Inflows	YTD Inflows	11/18 Outflows	YTD Outflows	11/18 End Balance
485 Valley Hi Class Fund	\$ 11,478.86	\$ 7,540.36	\$ 1,958.89	\$ 28,573.21	\$ (1,949.28)	\$ (32,502.10)	\$ 7,549.97
490 Payroll Agency Fund	\$ 37,856.55	\$ 112,665.41	\$ 1,562,496.30	\$ 12,275,446.00	\$ (1,530,764.92)	\$ (12,168,905.76)	\$ 144,396.79
600 Inheritance Tax Agency Fund	\$ -	\$ -	\$ -	\$ -	\$ -	\$ -	\$ -
602 Unclaimed Property Agency Fund	\$ 252,729.96	\$ 213,076.99	\$ 272.01	\$ 39,005.17	\$ -	\$ (78,386.13)	\$ 213,349.00
605 Deposits by Court Order	\$ 218,294.96	\$ 212,866.41	\$ 271.35	\$ 2,448.85	\$ -	\$ (7,606.05)	\$ 213,137.76
610 Advance Tax Deposits Agency Fd	\$ -	\$ -	\$ -	\$ 37,123,779.77	\$ -	\$ (37,123,779.77)	\$ -
612 Protested Taxes Agency Fund	\$ -	\$ -	\$ -	\$ -	\$ -	\$ -	\$ -
614 Forfeited Tax Agency Fund	\$ 25,332.31	\$ 24,851.40	\$ 1,805.54	\$ 17,954.40	\$ (4,936.66)	\$ (21,566.43)	\$ 21,720.28
616 Tax Sale Escrow Agency Fund	\$ -	\$ -	\$ -	\$ -	\$ -	\$ -	\$ -
618 Tax Sale II Escrow Agency Fund	\$ 197,229.58	\$ 199,244.00	\$ 253.99	\$ 2,268.41	\$ -	\$ -	\$ 199,497.99
620 Condemnation Fund	\$ 134,795.72	\$ 637,634.85	\$ 814.62	\$ 8,560,757.56	\$ -	\$ (8,057,103.81)	\$ 638,449.47
622 Interest Earned on RE Taxes	\$ 208.56	\$ 225,438.91	\$ (225,308.53)	\$ (78.18)	\$ -	\$ -	\$ 130.38
624 Mobile Home Privilege Tax	\$ -	\$ -	\$ -	\$ -	\$ -	\$ -	\$ -
626 Agricultural Roll Back	\$ -	\$ -	\$ -	\$ -	\$ -	\$ -	\$ -
630 P.I.L.O.T Agency	\$ -	\$ -	\$ -	\$ -	\$ -	\$ -	\$ -
635 Narcotics Asset Forfeiture	\$ 150,818.12	\$ 179,074.62	\$ 2,163.09	\$ 43,833.99	\$ (1,564.00)	\$ (14,978.40)	\$ 179,673.71
637 Federal Forfeiture Asset Fund	\$ 1.19	\$ 1.19	\$ -	\$ -	\$ -	\$ -	\$ 1.19
640 Drug Traffic Prevention	\$ -	\$ -	\$ -	\$ -	\$ -	\$ -	\$ -
645 Special Road Assessment	\$ -	\$ -	\$ -	\$ -	\$ -	\$ -	\$ -
650 Subdivision Review Fees	\$ -	\$ -	\$ -	\$ -	\$ -	\$ -	\$ -
710 Russell Court Renovation Project F	\$ (352,698.74)	\$ -	\$ -	\$ -	\$ -	\$ 352,698.74	\$ -
715 Co Hwy Facility Project Fund	\$ -	\$ -	\$ -	\$ -	\$ -	\$ -	\$ -
720 Co MH Board Facility Project Fund	\$ -	\$ -	\$ -	\$ -	\$ -	\$ -	\$ -
725 Co Admin Bldg Project Fund	\$ -	\$ -	\$ -	\$ -	\$ -	\$ -	\$ -
730 Improved Jail Project Fund	\$ -	\$ -	\$ -	\$ -	\$ -	\$ -	\$ -
735 Cty Courts & Related Svcs Project	\$ -	\$ -	\$ -	\$ -	\$ -	\$ -	\$ -
736 Animal Ctrl / Perform Cntrct Prjcts F	\$ -	\$ -	\$ -	\$ -	\$ -	\$ -	\$ -
738 Sheriff Radio System Fund	\$ -	\$ -	\$ -	\$ -	\$ -	\$ -	\$ -
739 Road Improvement Project Fund	\$ -	\$ -	\$ -	\$ -	\$ -	\$ -	\$ -
740 Property Acquisition Project Fund	\$ -	\$ -	\$ -	\$ -	\$ -	\$ -	\$ -

Treasurer's Report


Percent of Year Elapsed: 100%

November 2018

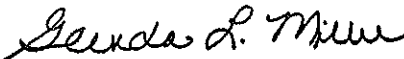
Fund	Fiscal Year Beginning Balance	11/18 Beginning Balance	11/18 Inflows	YTD Inflows	11/18 Outflows	YTD Outflows	11/18 End Balance
741 Treasurer's Office Remodeling Fund	\$ -	\$ -	\$ -	\$ -	\$ -	\$ -	\$ -
742 Series 2010A Capital Projects Fund	\$ -	\$ -	\$ -	\$ -	\$ -	\$ -	\$ -
743 MH Expansion Project Fund(Recov	\$ -	\$ -	\$ -	\$ -	\$ -	\$ -	\$ -
744 Fiber Optic Conduit Project Fund	\$ 0.01	\$ 0.01	\$ -	\$ -	\$ -	\$ -	\$ 0.01
745 Financial System ERP Project Fund	\$ 4,598,086.92	\$ 2,595,698.88	\$ 28,855.00	\$ 28,855.00	\$ (322,909.79)	\$ (2,325,297.83)	\$ 2,301,644.09
980 Gen Fixed Assets Acct Group	\$ -	\$ -	\$ -	\$ -	\$ -	\$ -	\$ -
985 Long Term Debt Account Group	\$ -	\$ -	\$ -	\$ -	\$ -	\$ -	\$ -
999 Treasurer's Fund	\$ -	\$ -	\$ -	\$ -	\$ -	\$ -	\$ -
Totals	\$ 194,856,725.40	\$ 188,892,980.47	\$ 70,871,979.04	\$ 366,087,392.39	\$ (76,580,651.15)	\$ (377,759,809.43)	\$ 183,184,308.36

Subscribed and sworn to before me this 12th day
of JUNE A.D., 2019.

THE ABOVE AND FOREGOING REPORT IS TRUE AND CORRECT
TO MY BEST KNOWLEDGE AND BELIEF.




McHenry County Clerk



McHenry County Treasurer

**MCHENRY COUNTY
INTEREST RATE-ALL INVESTMENTS
NOVEMBER 31, 2018**

Balance @ November 31, 2018	Interest Rate	Acct/Fund Description	Account Type	Interest \$ Received
\$ 259,712.69	7.000%	BOSC/Cook Cnty IL UTGO/Valley Hi	BOND	\$ -
\$ 216,463.22	5.750%	BOSC/Hanover Park IL UTGO/Valley Hi	BOND	\$ -
\$ 467,048.89	5.600%	BOSC/WI Trans Bond/Valley Hi	BOND	\$ -
\$ 52,187.01	5.500%	BOSC/FHLMC Pool/Valley Hi	BOND	\$ 216.19
\$ 151,551.74	5.500%	BOSC/FHR/COM/Valley Hi	BOND	\$ 619.08
\$ 321,903.67	4.900%	BOSC/Sussex WI UTGO/Valley Hi	BOND	\$ -
\$ 346,378.50	4.600%	BOSC/Lake Zurich IL/Valley Hi	BOND	\$ -
\$ 170,625.40	4.500%	BOSC/Fannie Mae Pool/Valley Hi	BOND	\$ 584.21
\$ 518,621.79	4.251%	BOSC/FHLMC Pool/Gen Fund	BOND	\$ 1,771.25
\$ 75,761.20	4.000%	BOSC/Fannie Mae Pool/Valley Hi	BOND	\$ 234.30
\$ 96,846.27	4.000%	BOSC/Fannie Mae Pool/Valley Hi	BOND	\$ 301.71
\$ 82,253.52	4.000%	BOSC/FHLMC Pool/Valley Hi	BOND	\$ 255.76
\$ 134,594.60	4.000%	BOSC/Mtg Back Sec/Valley Hi	BOND	\$ 428.39
\$ 1,060,870.39	3.808%	BOSC/Fannie Mae Pool/Valley Hi	BOND	\$ 3,173.33
\$ 108,192.57	3.500%	BOSC/Govt Natl Mtg/Valley Hi	BOND	\$ 296.52
\$ 938,944.48	3.500%	BOSC/Mtg Back CMO/Gen Fund	BOND	\$ 2,737.25
\$ 250,000.00	3.250%	BOSC/Citi Bank NA/Gen Fund	CD	\$ -
\$ 532,696.47	3.044%	BOSC/Mtg Back Fannie Mae/Valley Hi	BOND	\$ 1,268.33
\$ 250,000.00	3.000%	BOSC/Ally Bank/Gen Fund	CD	\$ -
\$ 99,670.04	3.000%	BOSC/CMO Ag/Gen Fund	BOND	\$ 255.14
\$ 1,270,744.86	3.000%	BOSC/Fannie Mae CMO/Gen Fund	BOND	\$ 3,248.14
\$ 169,058.35	3.000%	BOSC/Fannie Mae Pool/Gen Fund	BOND	\$ 416.24
\$ 174,565.12	3.000%	BOSC/FHLMC Pool/Valley Hi	BOND	\$ 406.82
\$ 250,000.00	3.000%	BOSC/Merrick Bank/Gen Fund	CD	\$ 636.99
\$ 697,901.39	3.000%	BOSC/Mtg Back Fannie Mae/Valley Hi	BOND	\$ 1,629.64



**MCHENRY COUNTY
INTEREST RATE-ALL INVESTMENTS
NOVEMBER 31, 2018**

Balance @ November 31, 2018	Interest Rate	Acct/Fund Description	Account Type	Interest \$ Received
\$ 499,785.00	2.940%	BOSC/Fannie Mae Pool/Gen Fund	BOND	\$ 1,265.83
\$ 499,785.00	2.940%	BOSC/Fannie Mae Pool/Valley Hi	BOND	\$ 1,265.83
\$ 4,946.86	2.905%	BOSC/Fannie Mae Pool/Valley Hi	BOND	\$ -
\$ 250,000.00	2.900%	BOSC/Sallie Mae Bank Salt LK/Gen Fund	CD	\$ -
\$ 302,577.90	2.839%	BOSC/Agency CMBS/Valley Hi	BOND	\$ 712.15
\$ 621,154.38	2.829%	BOSC/Small Biz Assoc/Valley Hi	BOND	\$ -
\$ 958,241.36	2.784%	BOSC/FNA CMBS/Valley Hi	BOND	\$ 2,266.96
\$ 1,019,463.26	2.760%	BOSC/Fannie Mae Pool/Gen Fund	BOND	\$ 2,379.93
\$ 981,390.45	2.750%	BOSC/CMBS-ARM Generic/Gen Fund	BOND	\$ 2,287.36
\$ 252,650.90	2.510%	BOSC/Fannie Mae Pool/Valley Hi	BOND	\$ 427.02
\$ 976,180.27	2.500%	BOSC/Fannie Mae Pool/Gen Fund	BOND	\$ 2,006.68
\$ 838,692.95	2.500%	BOSC/Fannie Mae Pool/Gen Fund	BOND	\$ 1,810.28
\$ 152,055.92	2.500%	BOSC/Fannie Mae Pool/Valley Hi	BOND	\$ 304.74
\$ 223,806.67	2.500%	BOSC/FHLMC Pool/Valley Hi	BOND	\$ 447.64
\$ 207,375.80	2.500%	BOSC/FHLMC Pool/Valley Hi	BOND	\$ 414.65
\$ 229,501.33	2.500%	BOSC/FHLMC Pool/Valley Hi	BOND	\$ 480.34
\$ 586,379.37	2.500%	BOSC/Mtg Back Fannie Mae/Valley Hi	BOND	\$ 1,167.64
\$ 578,328.77	2.500%	BOSC/Mtg Back Fannie Mae/Valley Hi	BOND	\$ 1,145.26
\$ 696,110.77	2.500%	BOSC/Mtg Back Fannie Mae/Valley Hi	BOND	\$ 1,391.63
\$ 510,407.29	2.500%	BOSC/Mtg Back Fannie Mae/Valley Hi	BOND	\$ 1,046.30
\$ 152,291.27	2.500%	BOSC/Mtg Back Fannie/Gen Fund	BOND	\$ 325.84
\$ 89,105.49	2.500%	BOSC/Mtg Back Fannie/Gen Fund	BOND	\$ 190.89
\$ 81,458.19	2.500%	BOSC/Mtg Back Fannie/Gen Fund	BOND	\$ 174.32
\$ 494,916.53	2.420%	BOSC/CMBS Agency/Valley Hi	BOND	\$ 994.15
\$ 958,767.27	2.400%	BOSC/Fannie Mae Pool/Gen Fund	BOND	\$ 2,036.25
\$ 250,000.00	2.400%	BOSC/Morgan Stanley Bank/Gen Fund	CD	\$ -

**MCHENRY COUNTY
INTEREST RATE-ALL INVESTMENTS
NOVEMBER 31, 2018**

Balance @ November 31, 2018	Interest Rate	Acct/Fund Description	Account Type	Interest \$ Received
\$ 250,000.00	2.400%	BOSC/Synchrony Bank/Valley Hi	CD	\$ 3,024.66
\$ 979,488.31	2.397%	BOSC/Fannie Mae Pool/Gen Fund	BOND	\$ 2,471.85
\$ 13,038.35	2.323%	BOSC/Comm Back Fannie Mae/Valley Hi	BOND	\$ -
\$ 2,073,418.60	2.290%	CL B&T Senior Services 5959	Maxsafe	\$ 3,980.44
\$ 250,000.00	2.250%	BOSC/American Expr Centurion/Valley Hi	CD	\$ -
\$ 163,412.37	2.240%	CL B&T Sr Serv #2 0042	Maxsafe	\$ 300.31
\$ 5,285.74	2.228%	Firstar GenFd-IPTIP 7843	Money Market	\$ 2,407.19
\$ 157,688.11	2.228%	Valley Hi IPTIP 2142	Money Market	\$ 41.98
\$ 250,000.00	2.200%	BOSC/American Express Bank/Valley Hi	CD	\$ 2,772.60
\$ 250,000.00	2.200%	BOSC/Mercantil Commerce Bank/Gen Fund	CD	\$ -
\$ 875,987.49	2.171%	BOSC/CMBS Agency/Gen Fund	BOND	\$ (265.96)
\$ 518,458.26	2.171%	BOSC/Mtg Pool/Gen Fund	BOND	\$ 911.44
\$ 81,833.05	2.170%	Assoc WIA Corp 1728	Municipal NOW	\$ 144.35
\$ 10.44	2.170%	Assoc Aband Res Prop Grant 5218	Municipal NOW	\$ 0.02
\$ 112,931.39	2.170%	Assoc Child Support 0397	Municipal NOW	\$ 193.13
\$ 136,624.59	2.170%	Assoc Clr Clk Op Admin 0439	Municipal NOW	\$ 241.40
\$ 38,044.21	2.170%	Assoc Cir Court Clk Elect Cit 9857	Municipal NOW	\$ 64.34
\$ 414,361.25	2.170%	Assoc Cir Court Probation 0355	Municipal NOW	\$ 724.54
\$ 10,000.00	2.170%	Assoc Clearing Acct 1371	Municipal NOW	\$ 226.26
\$ 2,822,915.13	2.170%	Assoc Co Bridge 0314	Municipal NOW	\$ 5,031.84
\$ 3,814,710.23	2.170%	Assoc Co Hwy 0306	Municipal NOW	\$ 6,723.90
\$ 1,910,121.35	2.170%	Assoc Co MFT 0298	Municipal NOW	\$ 2,756.99
\$ 4,114,895.12	2.170%	Assoc Co MFT MM 4514	Municipal NOW	\$ 7,258.70
\$ 8,262,866.37	2.170%	Assoc Co Option MFT 0272	Municipal NOW	\$ 13,984.02
\$ 10,006,521.73	2.170%	Assoc CoMH 0459	Municipal NOW	\$ 18,526.51
\$ 127,162.49	2.170%	Assoc Coroner's Fees 9915	Municipal NOW	\$ 225.24
\$ 452,614.86	2.170%	Assoc Court Auto 0363	Municipal NOW	\$ 775.90
\$ 320,392.67	2.170%	Assoc Court Doc Store 0330	Municipal NOW	\$ 542.80
\$ 15,896.32	2.170%	Assoc Court Serv/EMDT 4856	Municipal NOW	\$ 28.04

**MCHENRY COUNTY
INTEREST RATE-ALL INVESTMENTS
NOVEMBER 31, 2018**

Balance @ November 31, 2018	Interest Rate	Acct/Fund Description	Account Type	Interest \$ Received
\$ 5,358.69	2.170%	Assoc Developer Contributions 4971	Municipal NOW	\$ 9.45
\$ 3,000.00	2.170%	Assoc Disbursing Acct 1397	Municipal NOW	\$ 4,120.69
\$ 30,438.60	2.170%	Assoc DogShelter 0470	Municipal NOW	\$ 53.33
\$ 3,667,747.91	2.170%	Assoc FICA 1421	Municipal NOW	\$ 6,752.54
\$ 20,921.38	2.170%	Assoc FSA-Dep Care Flex Spend Acct 4864	Municipal NOW	\$ 34.45
\$ 8,073.22	2.170%	Assoc FSA-Med Flex Spending Acct 1042	Municipal NOW	\$ 54.72
\$ 42,083,604.62	2.170%	Assoc GenFdMagnum 1462	Municipal NOW	\$ 73,764.34
\$ 7,545,521.55	2.170%	Assoc IMRF 1454	Municipal NOW	\$ 13,663.42
\$ 932,687.61	2.170%	Assoc Inmate Welfare Fund 4575	Municipal NOW	\$ 1,607.43
\$ 130.38	2.170%	Assoc Int Earned on R/E 0488	Municipal NOW	\$ 106.41
\$ 70,236.50	2.170%	Assoc LawLibrary 1702	Municipal NOW	\$ 127.53
\$ 1,767,099.07	2.170%	Assoc LGR 1447	Municipal NOW	\$ 4,677.55
\$ 7,782,678.37	2.170%	Assoc Matching 0280	Municipal NOW	\$ 13,727.82
\$ 96,942.34	2.170%	Assoc P&D Credit Card 9535	Municipal NOW	\$ 164.79
\$ 471,054.47	2.170%	Assoc Passport 1694	Municipal NOW	\$ 825.91
\$ 88,563.85	2.170%	Assoc Payroll Clearing 1389	Municipal NOW	\$ 243.86
\$ 2,240,447.44	2.170%	Assoc RecAuto 0389	Municipal NOW	\$ 3,933.31
\$ 11,155,166.12	2.170%	Assoc RTA Sales Tax 0496	Municipal NOW	\$ 18,447.71
\$ 47,554.16	2.170%	Assoc School Fingerprint 5069	Municipal NOW	\$ 85.66
\$ 22,590.12	2.170%	Assoc State's Atty RecordAuto 0093	Municipal NOW	\$ 37.89
\$ 322,559.48	2.170%	Assoc TB 0413	Municipal NOW	\$ 584.58
\$ 1,460,905.78	2.170%	Assoc Township MFT 0322	Municipal NOW	\$ 2,539.15
\$ 769,132.22	2.170%	Assoc TreasAuto 0467	Municipal NOW	\$ 1,279.99
\$ 18,342,375.72	2.170%	Assoc VH Enterprise 1470	Municipal NOW	\$ 32,154.74
\$ 4,643.00	2.170%	Assoc WIA Grant 1710	Municipal NOW	\$ 37.01
\$ 64,807.26	2.170%	Assoc. Co Clerk Auto 0421	Municipal NOW	\$ 111.96
\$ 226.80	2.170%	Assoc. Co Clerk RegisAuto 4625	Municipal NOW	\$ 0.40
\$ 685,510.15	2.170%	Assoc. GeogInfoSys 0348	Municipal NOW	\$ 1,206.57
\$ 5,510,089.78	2.170%	Associated McHenry Co E-911 0085	Municipal NOW	\$ 9,232.03
\$ 1,493,125.94	2.170%	Associated EconLoan 0814	Municipal NOW	\$ 2,621.04
\$ 100,729.80	2.170%	Associated Multi-Juris 0780	Municipal NOW	\$ 145.32
\$ 107,430.94	2.170%	Associated RandallRd 0848	Municipal NOW	\$ 189.51
\$ 5,738.14	2.170%	Associated VAC BusFund 0798	Municipal NOW	\$ 10.12
\$ 85,178.47	2.170%	Associted DevImpact 0830	Municipal NOW	\$ 150.26
\$ 993,738.89	2.170%	BOSC/Fannie Mae Pool/Valley Hi	BOND	\$ 1,868.61
\$ 832,802.52	2.086%	BOSC/Comm Back Fannie Mae/Valley Hi	BOND	\$ 1,518.09
\$ 444,638.93	2.086%	BOSC/FHLMC Pool/Gen Fund	BOND	\$ 834.95

**MCHENRY COUNTY
INTEREST RATE-ALL INVESTMENTS
NOVEMBER 31, 2018**

Balance @ November 31, 2018	Interest Rate	Acct/Fund Description	Account Type	Interest \$ Received
\$ 297,071.49	2.000%	BOSC/Des Moines/Valley Hi	BOND	\$ -
\$ 357,840.00	2.000%	BOSC/Fannie Mae Pool/Gen Fund	BOND	\$ 600.45
\$ 1,351,127.10	2.000%	BOSC/Fannie Mae Pool/Valley Hi	BOND	\$ 2,919.89
\$ 201,734.57	2.000%	BOSC/Fannie Mae Pool/Valley Hi	BOND	\$ 347.44
\$ 282,977.71	2.000%	BOSC/FHLMC Pool/Gen Fund	BOND	\$ 484.48
\$ 196,491.33	2.000%	BOSC/FHLMC Pool/Gen Fund	BOND	\$ 338.14
\$ 137,126.49	2.000%	BOSC/FHLMC Pool/Valley Hi	BOND	\$ 232.76
\$ 250,000.00	2.000%	BOSC/Goldman Sachs/Valley Hi	CD	\$ -
\$ 117,943.10	2.000%	BOSC/Mtg Back Fannie/Gen Fund	BOND	\$ 204.25
\$ 300,000.00	2.000%	First Midwest Bank/Recorder Automation	CD	\$ -
\$ 812,241.92	1.880%	BOSC/Small Biz Assc/Tort Fund	BOND	\$ -
\$ 356,144.37	1.801%	BOSC/Fannie Mae Pool/Gen Fund	BOND	\$ 735.17
\$ 893,511.73	1.770%	BOSC/Fannie Mae Pool/Gen Fund	BOND	\$ 1,362.90
\$ 510,113.89	1.700%	BOSC/Orland Park Utgo/Gen Fund	BOND	\$ -
\$ 250,000.00	1.700%	BOSC/Wells Fargo Bank NA/Valley Hi	CD	\$ 360.96
\$ 250,000.00	1.650%	BOSC/EnerBank/Valley Hi	CD	\$ 350.34
\$ 100,000.00	1.650%	First Midwest Bank/Recorder Automation	CD	\$ -
\$ 471,103.54	1.615%	BOSC/CMBS Agency/Valley Hi	BOND	\$ 669.31
\$ 250,000.00	1.600%	BOSC/FirstBank Puerto Rico/Valley Hi	CD	\$ 339.73
\$ 7,549.97	1.560%	Harvard State CLASS 5858	Public Investment	\$ 9.61
\$ 638,449.47	1.560%	Harvard State Condemnation5866	Public Investment	\$ 814.62
\$ 21,720.28	1.560%	Harvard State DelinqTax 5998	Public Investment	\$ 31.47
\$ 213,137.76	1.560%	Harvard State DepOrdCrt 5904	Public Investment	\$ 271.35
\$ 1.19	1.560%	Harvard State FedNarc 5696	Public Investment	\$ -
\$ 23,665.83	1.560%	Harvard State Greenwd Dr 5874	Public Investment	\$ 31.11
\$ 335.02	1.560%	Harvard State HebronDrng 5890	Public Investment	\$ 10.04
\$ 6,223.59	1.560%	Harvard State Hlth S&R 5971	Public Investment	\$ 7.92
\$ 9,770.63	1.560%	Harvard State Insurance Loss 6005	Public Investment	\$ 12.44
\$ 2,869.07	1.560%	Harvard State KishwaukeeDr 5939	Public Investment	\$ 3.65

**MCHENRY COUNTY
INTEREST RATE-ALL INVESTMENTS
NOVEMBER 31, 2018**

Balance @ November 31, 2018	Interest Rate	Acct/Fund Description	Account Type	Interest \$ Received
\$ 179,673.71	1.560%	Harvard State NarcAsset 5882	Public Investment	\$ 227.64
\$ 199,497.99	1.560%	Harvard State TxSaleEscr 6013	Public Investment	\$ 253.99
\$ 213,349.00	1.560%	Harvard State UnclProp 5912	Public Investment	\$ 272.01
\$ 2,220.82	1.560%	Harvard State WellChild 5947	Public Investment	\$ 2.83
\$ 476,053.85	1.560%	Harvard State WkCashll 5661	Public Investment	\$ 606.08
\$ 336,279.57	1.560%	Harvard State Working Cash #1 8164	Public Investment	\$ 428.13
\$ 250,000.00	1.500%	BOSC/Key Bank/Valley Hi	CD	\$ -
\$ 250,000.00	1.400%	BOSC/Capital One NA/Valley Hi	CD	\$ -
\$ 250,000.00	1.250%	BOSC/BMW North America/Valley Hi	CD	\$ -
\$ 250,000.00	1.250%	BOSC/Capital One Bank USA NA/Valley Hi	CD	\$ -
\$ 250,051.37	1.250%	BOSC/Comenity Capital Bank/Valley Hi	CD	\$ 265.41
\$ 63,141.29	0.000%	First Merit Ins Loss (IPMG) #2148	Commercial Checking	\$ -
\$ 999,945.52	VAR	BOSC/CMO Floating/Valley Hi	BOND	\$ 2,445.15
\$ 962,651.17	VAR	BOSC/Comm Back Fannie Mae/Valley Hi	BOND	\$ 3,712.37
\$ 966,895.09	VAR	BOSC/FNA CMBS/Valley Hi	BOND	\$ 2,471.85
\$ 419,605.11	VAR	BOSC/Mtg Back Fannie Mae/Gen Fund	BOND	\$ 986.25
\$ 1,700.00	N/A	Cash on Hand	Public Investment	\$ -
Total \$ 183,184,308.36				\$ 334,846.40

THE ABOVE AND FOREGOING REPORT
IS TRUE AND CORRECT TO THE BEST
OF MY KNOWLEDGE AND BELIEF.


MCHENRY COUNTY TREASURER