



McHenry County Weekly Influenza Surveillance Report Week 50: 12/9/2018 – 12/15/2018

McHenry County Department of Health (MCDH) tracks seasonal influenza using influenza-like illness (ILI)¹ surveillance reports. Influenza-associated intensive care unit (ICU) admissions; influenza-associated pediatric deaths; Influenza A, novel virus cases; and influenza outbreaks in long-term care facilities (LTCF) are reported to MCDH Communicable Disease staff. Hospital Emergency Room (ER) chief complaints (of fever and cough, fever and sore throat, or influenza) are tracked automatically through Electronic Surveillance System for the Early Notification of Community-based Epidemics (ESSENCE). School absenteeism due to ILI are reported weekly to MCDH via an electronic form. All data are provisional and may change as more reports are received. MCDH thanks all of our surveillance partners for their help in collecting this information.

Influenza Summary for Week 50

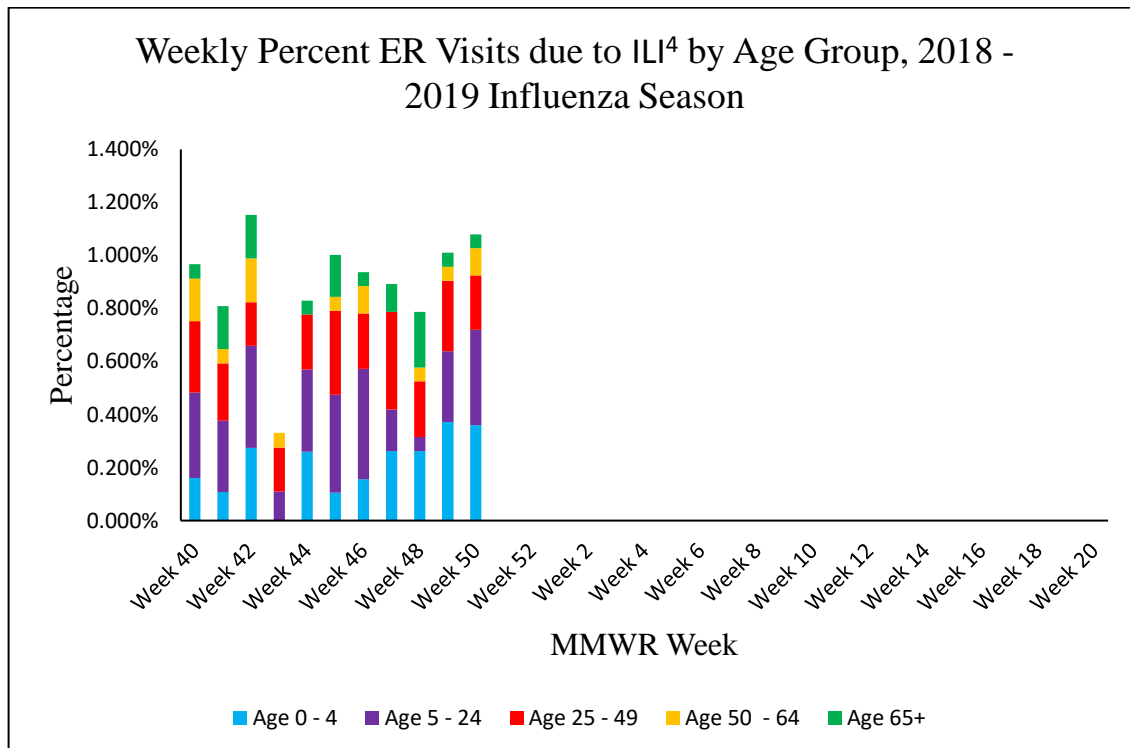
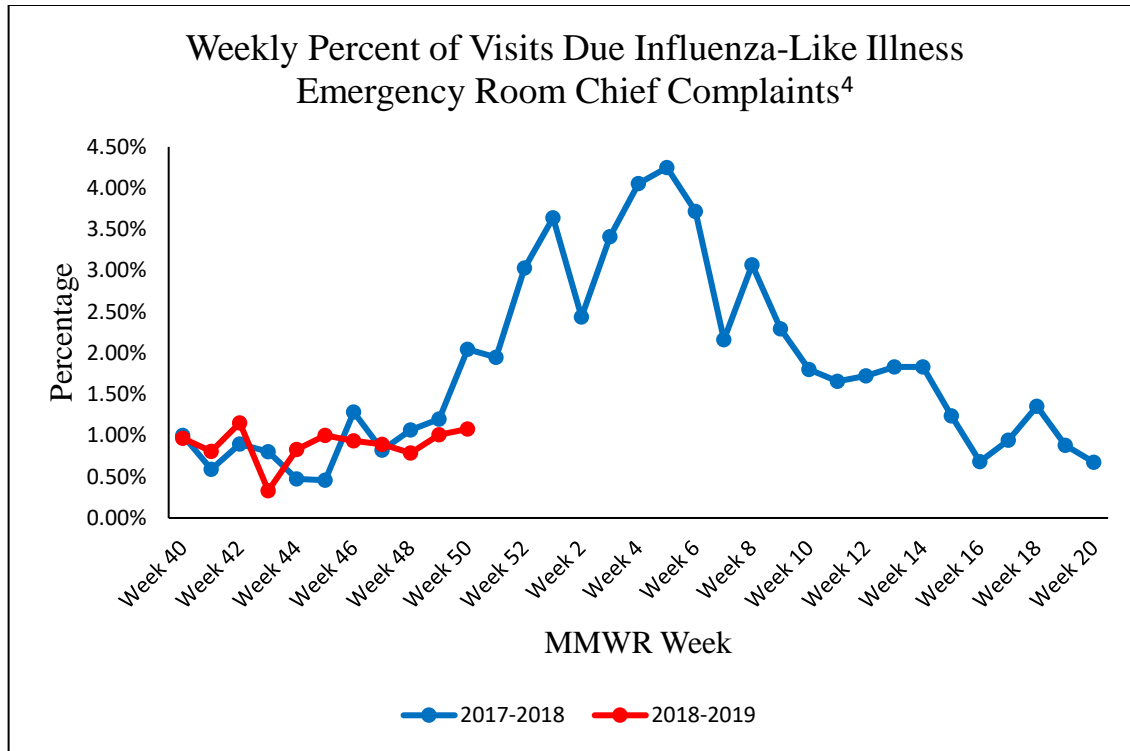
- Based on surveillance system indicators, influenza-like illness (ILI) activity in McHenry County is currently estimated to be low².
- 4 out of 132 (3.03%) laboratory specimens tested positive for influenza: 4 (3.03%) for Influenza A, and 0 (0%) for Influenza B³.
- No influenza-associated ICU admissions were reported.
- No influenza-associated pediatric deaths were reported.
- No influenza A, novel virus cases were reported.
- No influenza outbreaks were reported in long-term care facilities (LTCF).
- No clusters of increased ILI absenteeism were reported in schools.
- Illinois Department of Public Health (IDPH) reports **local activity** for influenza across the state. Local activity is defined as recent (within the past 3 weeks) lab evidence of influenza in a region with increased ILI OR recent (within the past 3 weeks) lab evidence of influenza in a region with institutional outbreaks; virus activity is no greater than sporadic in other regions (for more information, see: <http://dph.illinois.gov/topicsservices/diseases-and-conditions/influenza/influenza-surveillance>).

Week	Influenza-Associated ICU Admissions		Influenza-Associated Pediatric Deaths		Influenza A, Novel Cases		LTCF Influenza Clusters		Percent of ER Visits due to ILI ⁴
	Current Week*	Season Total**	Current Week*	Season Total**	Current Week*	Season Total**	Current Week*	Season Total**	
50	0	0	0	0	0	0	0	0	1.08%

*Total cases reported in week

**Total confirmed cases since 9/30/2018

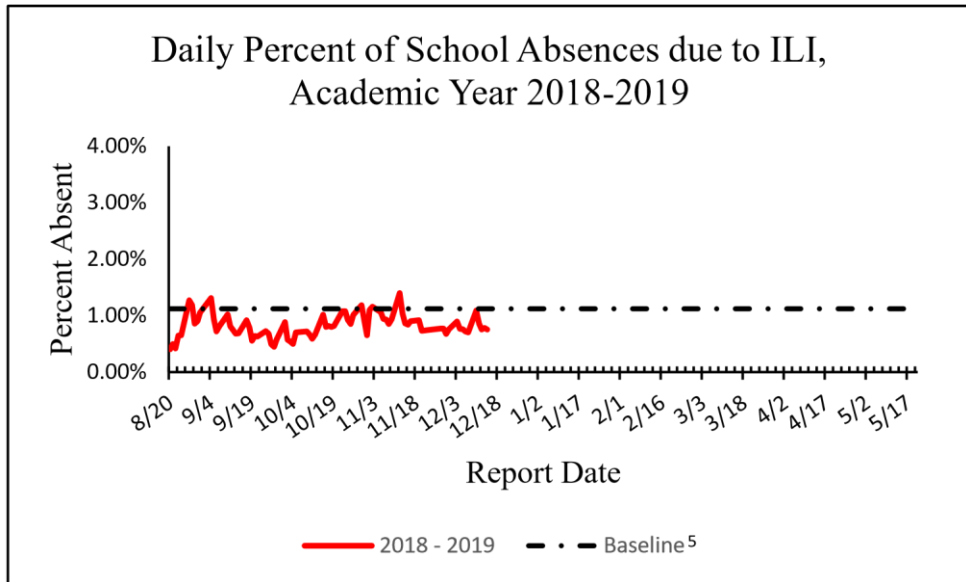
McHenry County Week 50 Influenza Surveillance Report



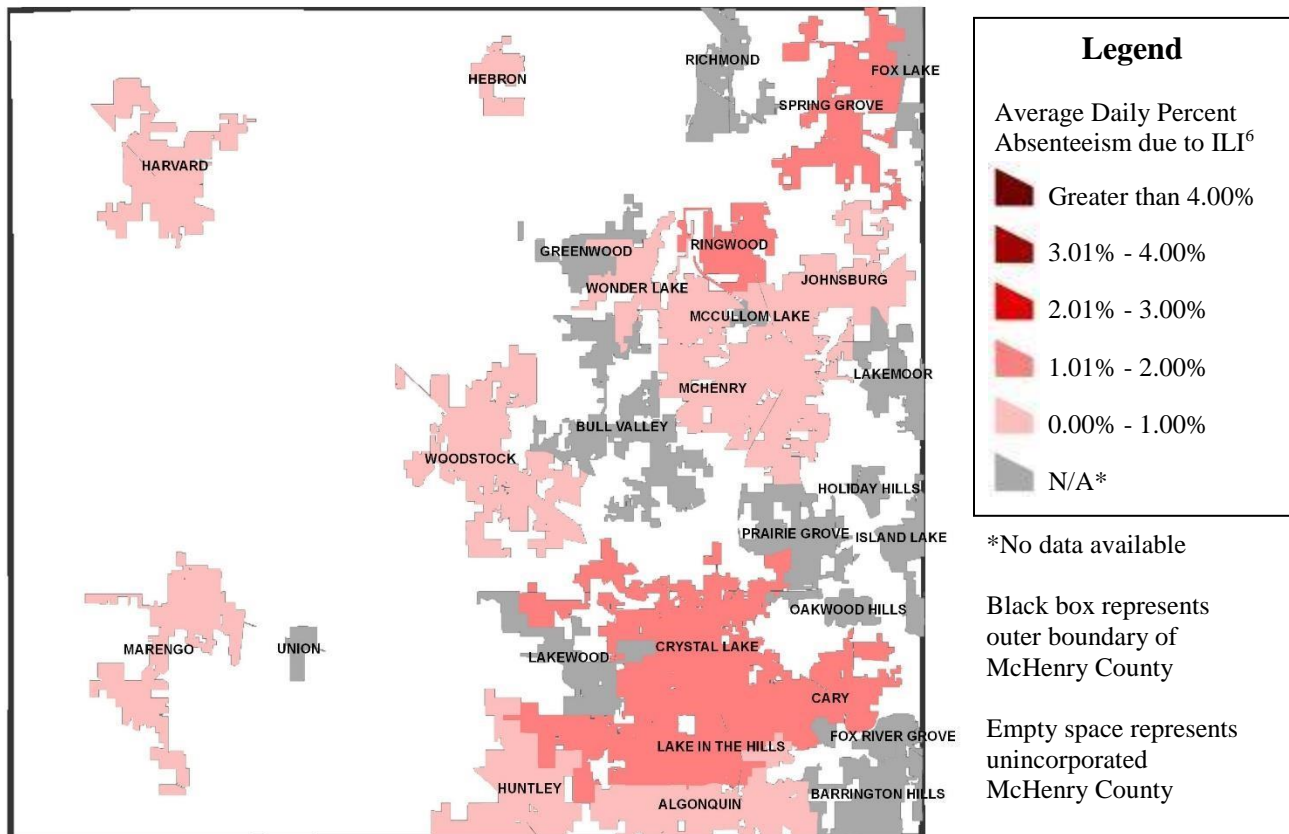
McHenry County Week 50 Influenza Surveillance Report

Student Absenteeism

MCDH received absenteeism reports from 40 schools in our jurisdiction during Week 50. Data are collected on student absences due to ILI, student absences due to gastrointestinal symptoms, and total student absences. For Week 50, the average daily absenteeism rate due to ILI was 8.460 per 1000 students. No clusters of increased ILI absenteeism were reported in schools.



Week 50 School Absenteeism due to ILI by Municipality



McHenry County Week 50 Influenza Surveillance Report

¹ ILI is defined as a fever $\geq 100^{\circ}\text{F}$ AND new onset of cough and/or sore throat (in the absence of a known cause other than influenza).

² ILI activity is defined as: low – minimal or no ILI activity detected, moderate – increased ILI activity, high – peak ILI activity.

³ Laboratory data consist of Rapid Influenza Diagnostic Tests (RIDTs) conducted by surveillance partners.

⁴ Chief complaint in ER of fever and cough, fever and sore throat, or influenza.

⁵ Baseline calculated using 2015 – 2017 influenza seasons' surveillance data (CDC MMWR weeks 40 – 20) after removing peak ILI activity data initiated by three consecutive weeks of increased ILI activity data.

⁶ Daily percent absenteeism due to ILI for each municipality = (sum of absences due to ILI for all reporting schools in the municipality) / (sum of the student body for all reporting schools in the municipality). Average daily percent absenteeism due to ILI (for each municipality) calculated as the mean of daily percent absenteeism due to ILI for Monday – Friday (excluding any day where all schools in the municipality were closed)

Additional resources:

- [Illinois Department of Public Health \(IDPH\), Influenza Surveillance](#)
- [CDC Influenza \(Flu\)](#)
- [CDC Flu Activity and Surveillance](#)
- [CDC Frequently Asked Flu Questions 2018-2019 Influenza Season](#)

For additional information contact the McHenry County Department of Health Epidemiologist at 815-334-0275 or RJSachs@mchenrycountyil.gov.