

McHenry County Department of Health 2016-17 Influenza Surveillance

October 2nd, 2016 – May 20th, 2017 (Weeks 40 – 20)

The McHenry County Department of Health annually conducts influenza surveillance through two different systems. The first system is based on weekly reporting of sentinel healthcare sites of rapid test-positive influenza cases (Figure 1a) and number of clients seen with influenza-like illness (ILI) (Figure 1b), which is defined as a fever $\geq 100^{\circ}\text{F}$ and cough and/or sore throat in the absence of a known cause other than influenza (note: all cases of ILI were reported by sentinel sites, not just ER cases). The second system is a daily reporting of school absenteeism and absenteeism due to ILI (figure 2).

Figure 1a. Percent of Rapid Influenza Tests that are Positive at McHenry County Sentinel HealthCare Sites

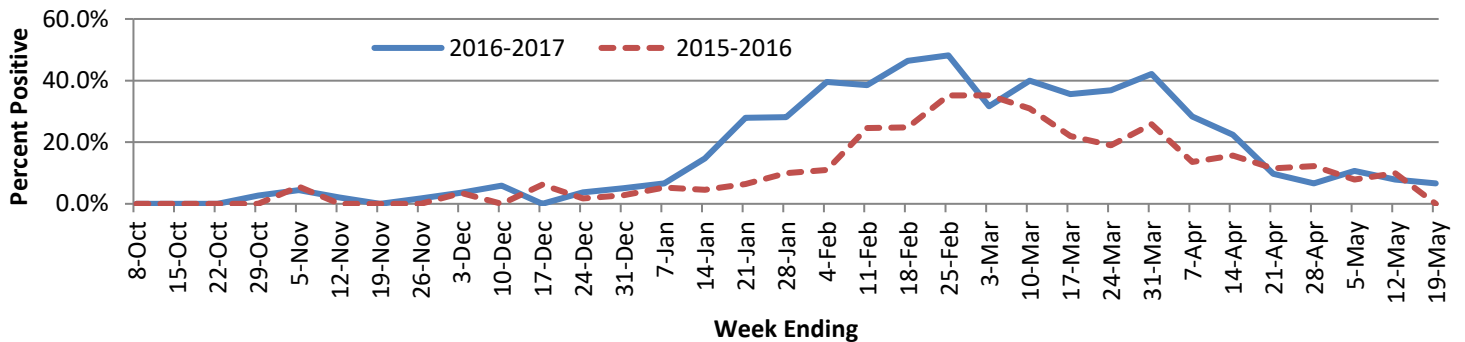


Figure 1b. Percent of Patient Visits for Influenza-Like Illness at McHenry County Sentinel Healthcare Sites

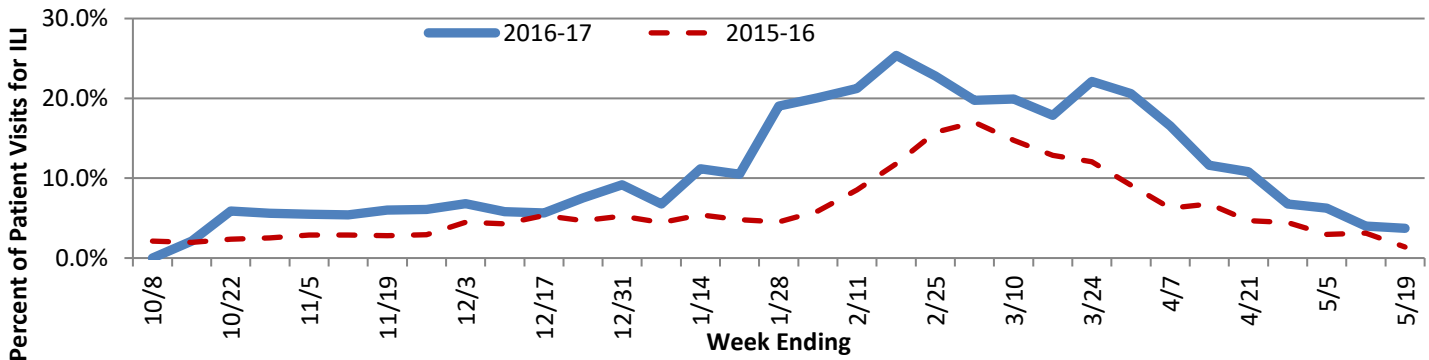
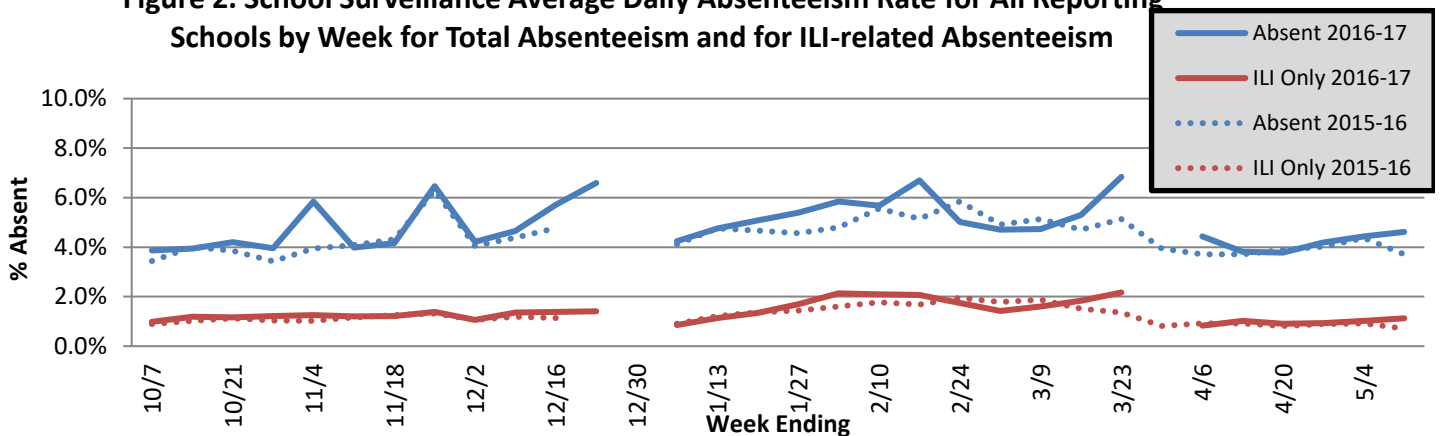


Figure 2. School Surveillance Average Daily Absenteeism Rate for All Reporting Schools by Week for Total Absenteeism and for ILI-related Absenteeism



For **National Influenza Surveillance**, visit the US Centers for Disease Control and Prevention Influenza Surveillance website at: <http://www.cdc.gov/flu/weekly/>



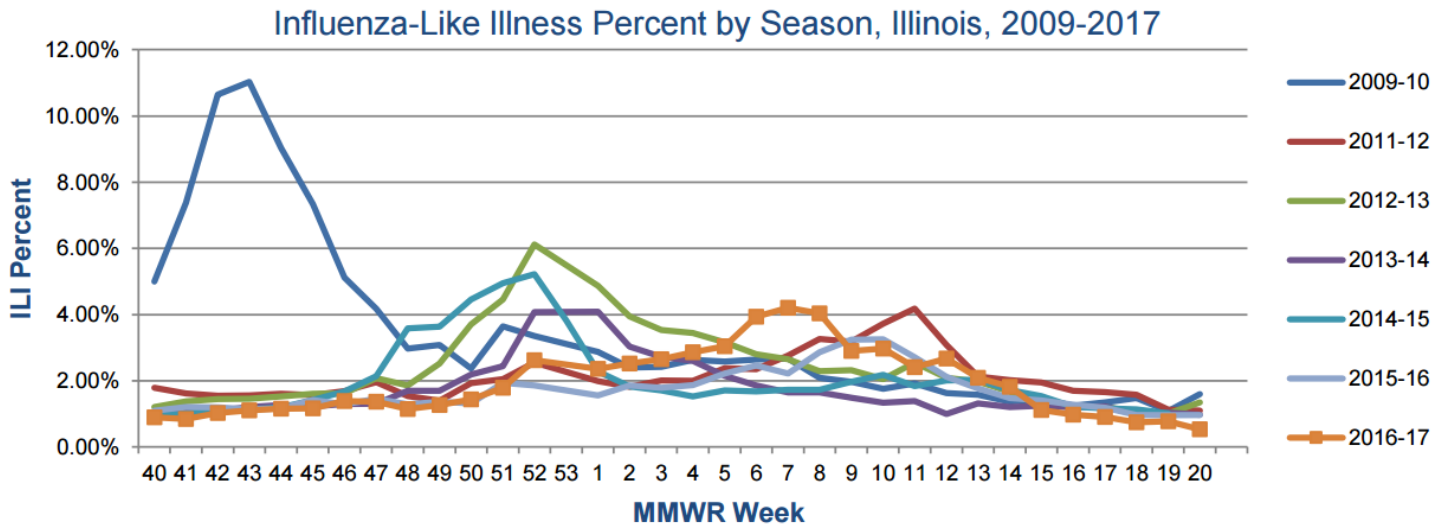
“Working to prevent disease and promote health and safety for all people of McHenry County since 1966.”

Updated on:
10/19/2018

McHenry County Department of Health 2016-17 Influenza Surveillance

October 2nd, 2016 – May 20th, 2017 (Weeks 40 – 20)

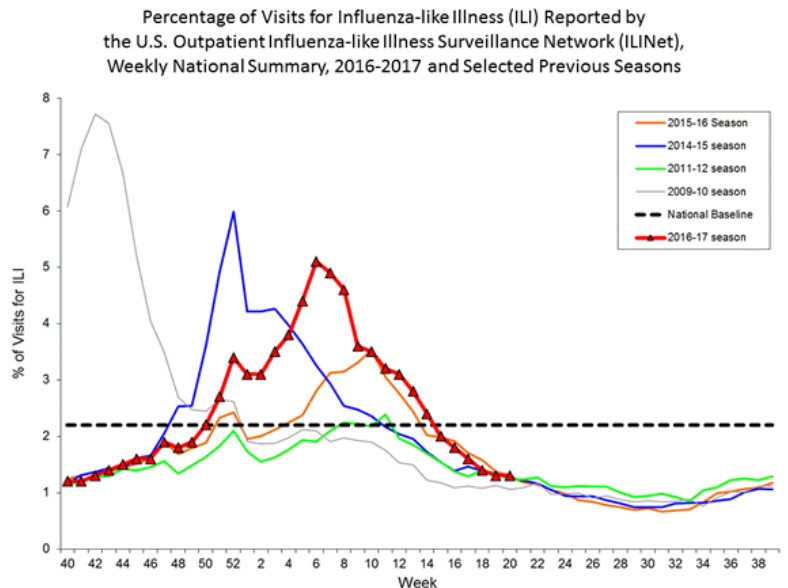
The state of Illinois reports flu activity on a weekly basis from sentinel hospitals throughout the state. For more information on influenza in the state of Illinois please see <http://www.dph.illinois.gov/topics-services/diseases-and-conditions/influenza/surveillance>



FluView: Weekly U.S. Influenza Surveillance Report: Summary (Week 20 ending 05/20/2017)

(<http://www.cdc.gov/flu/weekly/>)

- During week 20, influenza activity decreased in the United States.
- The percent of specimens testing positive was 4.3%. Of the specimens testing positive for influenza, 26.8% were influenza A and 73.2% were influenza B.
- During week 20 the proportion of outpatient visits for ILI was 1.3% which is below the national baseline of 2.2%.
- The proportion of deaths attributed to pneumonia and influenza was 6.1% for week 18 which was below the national epidemic threshold of 6.9% for week 18.
- Three additional pediatric deaths was reported during week 20. Ninety-five pediatric deaths have been reported during the 2016-2017 influenza season. Additional data can be found at: <http://gis.cdc.gov/GRASP/Fluview/PedFluDeath.html>.



For **National Influenza Surveillance**, visit the US Centers for Disease Control and Prevention Influenza Surveillance website at: <http://www.cdc.gov/flu/weekly/>



“Working to prevent disease and promote health and safety for all people of McHenry County since 1966.”

Updated on:
10/19/2018