

McHenry County Department of Health 2011-12 Influenza Surveillance

Oct 2, 2011 – May 19, 2012 (Weeks 40 -20)

The McHenry County Department of Health annually conducts influenza surveillance through two different systems. The first system is based on weekly reporting of sentinel healthcare sites of rapid test-positive influenza cases (Figure 1a) and number of clients seen with influenza-like illness (ILI) (Figure 1b), which is defined as a fever $\geq 100^{\circ}\text{F}$ and cough and/or sore throat in the absence of a known cause other than influenza. The second system is a daily reporting of school absenteeism and absenteeism due to ILI (figure 2).

Figure 1a. Percent of Rapid Influenza Tests that are Positive at McHenry County Sentinel HealthCare Sites

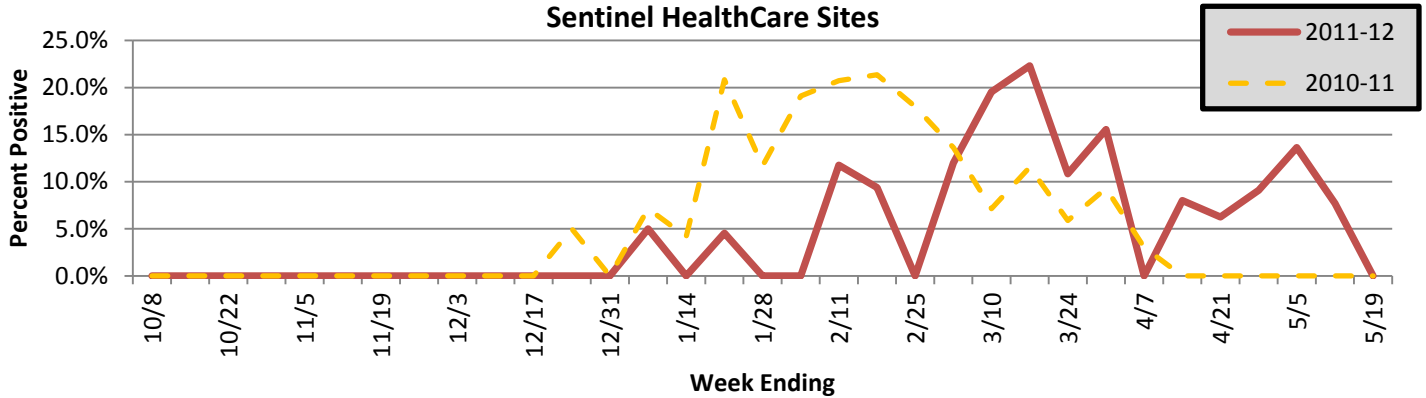
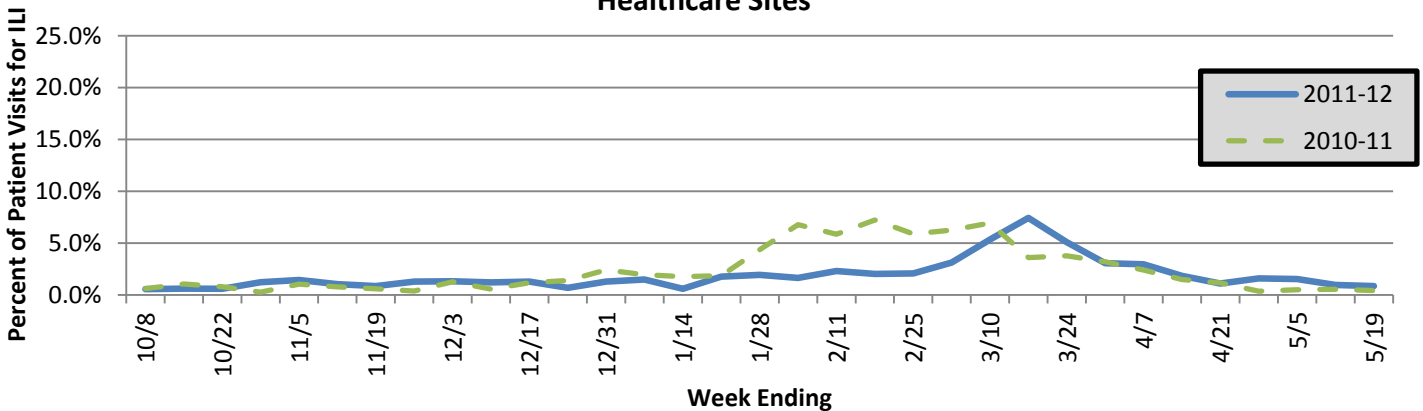
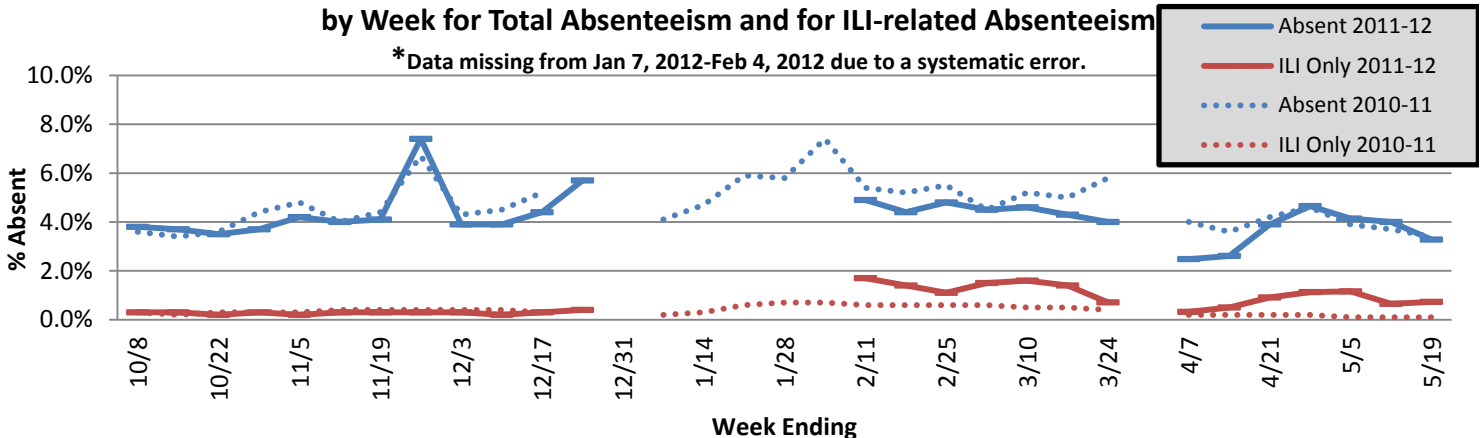


Figure 1b. Percent of Patient Visits for Influenza-Like Illness at McHenry County Sentinel Healthcare Sites



***Figure 2. School Surveillance Average Daily Absenteeism Rate for All Reporting Schools by Week for Total Absenteeism and for ILI-related Absenteeism**

*Data missing from Jan 7, 2012-Feb 4, 2012 due to a systematic error.



For **National Influenza Surveillance**, visit the US Centers for Disease Control and Prevention Influenza Surveillance website at: <http://www.cdc.gov/flu/weekly/>



“Working to prevent disease and promote health and safety for all people of McHenry County since 1966.”

Updated on:
5/25/2012